



NAVA BHARAT VENTURES LIMITED

NAVA BHARAT CHAMBERS, RAJ BHAVAN ROAD, HYDERABAD-500082, TELANGANA, INDIA

NAVA BHARAT

NBV/SECTL/ 62 /2019-20

April 16, 2019

National Stock Exchange of India Limited
Exchange Plaza, 5th Floor,
Plot No.C/1, G Block
Bandra Kurla Complex, Bandra (E)
MUMBAI – 400 051
NSE Symbol : 'NBVENTURES'

Department of Corp.Services
BSE Limited
Phiroze Jeejeebhoy Towers,
Dalal Street
MUMBAI – 400 001
Scrip Code : '513023'/'NBVENTURE'

Dear Sir,

Sub: Shareholding pattern for the quarter ended March 31, 2019.

--oOo--

Please find enclosed the shareholding pattern as on March 31, 2019, pursuant to Regulation 31 of SEBI (Listing Obligations and Disclosure Requirements) Regulations, 2015 in the prescribed format, for your kind information and records.

Thanking you,

Yours faithfully
for Nava Bharat Ventures Ltd.,



VSN Raju
Company Secretary
& Vice President

Encl: as above.

Shareholding Pattern for Q4 ended on March 31, 2019

1	Name of Listed Entity	Nava Bharat Ventures Limited	
2	Scrip Code/Name of Scrip/Class of Security	NSE: 'NBVENTURES'/EQUITY BSE: '513023'/'NBVENTURES'/EQUITY	
3	Shareholding Pattern Filed under Reg.31(1)(a)/Reg.31(1)(b)/Reg.31(1) (c) a. If under 31(1)(b) then indicate the report for Quarter ending b. If under 31(1)(c) then indicate date of allotment/extinguishment	Regulation 31(1)(b) Quarter ending March 31, 2019 Not Applicable	
4	Declaration: The Listed entity is required to submit the following declaration to the extent of submission of information:		
	Particulars	Yes*	No*
	1. Whether the Listed Entity has issued any partly paid up shares?		No
	2. Whether the Listed Entity has issued any Convertible Securities or Warrants?		No
	3. Whether the Listed Entity has any shares against which depository receipts are issued?		No
	4. Whether the Listed Entity has any shares in locked-in?		No
	5. Whether any shares held by promoters are pledged or otherwise encumbered?		No
5	The tabular format for disclosure of holding of specified securities is as follows:-		

For NAVA BHARAT VENTURES LIMITED



 VSN Raju
 Company Secretary &
 Vice President

Table I - Summary Statement holding of specified securities

Category	Category of Shareholder	Nos. of Shareholders	No. of fully paid-up equity shares held	No. of partly paid-up equity shares held	No. of Shares underlying Depository Receipts	Total Nos. Shares held	Shareholding as a % of total no. of Shares (calculated as per SCRR, 1957)	Number of Voting Rights held in each class of securities			No. of Shares Underlying Outstanding Convertible Securities (including Warrants)	Shareholding as a % assuming full conversion of convertible securities (as a % of diluted share capital)	No. of Locked in Shares		No. of Shares pledged or otherwise encumbered		Number of Equity Shares held in dematerialized form	
								No. of Voting Rights					Total as a % of (A+B+C)	No.	As a % of total shares held (b)	No.		As a % of total shares held (b)
								Class Equity	Class Pref.	Total								
(I)	(II)	(III)	(IV)	(V)	(VI)	(VII) = (IV) + (V) + (VI)	(VIII) As a % of (A+B+C2)	IX)			(X)	(XI) = (VII)+(X) As a % of (A+B+C2)	XII)		XIII)		(XIV)	
(A)	Promoter & Promoter Group	17	80,285,957	0	0	80,285,957	44.96	80,285,957	0	80,285,957	44.96	0	0.00	0	0.00	0	0.00	80,285,957
(B)	Public	25,829	95,489,525	0	0	95,489,525	53.47	95,489,525	0	95,489,525	53.47	0	0.00			NA		94,488,563
(C)	Non Promoter - Non Public															NA		
(C1)	Shares underlying DRs	0	-	0	0	-	NA	-	0	-	0.00	0	0.00	0	0.00	NA		-
(C2)	Shares held by Employee Trusts	1	2,800,000	0	0	2,800,000	1.57	2,800,000	0	2,800,000	1.57	0	0.00	0	0.00	NA		2,800,000
	Total	25,847	178,575,482	0	0	178,575,482	100.00	178,575,482	0	178,575,482	100.00	0	0	0	0	0	0	177,574,520



Table II - Statement showing shareholding pattern of the Promoter and Promoter Group

	Category & Name of the Shareholders	PAN	No. of Shareholders	No. of fully paid-up Equity Shares held	Partly paid-up Equity Shares held	Nos. of Shares underlying Depository Receipts	Total Nos. Shares held	Shareholding of % calculated as per SCRR, 1957	Number of Voting Rights held in each class of securities			No. of Shares underlying Outstanding Convertible Securities (including Warrants)	Shareholding as a % assuming full conversion of convertible securities (as a % of diluted share capital)	Number of Locked in Shares		Number of shares pledged or otherwise encumbered		Number of Equity Shares held in dematerialized form	
									No. of Voting Rights		Total as a % of Total Voting rights			No.	As a % of total shares held	No.	As a % of total shares held		
									Class Equity	Class Pref.									(a)
	(I)	(II)	(III)	(IV)	(V)	(VI)	(VII = IV+V+VI)	(VIII) As a % of (A+B+C2)	(IX)			(X)	(XI) = (VII) + (X) As a % of A+B+C2	(XII)		(XIII)		(XIV)	
(1)	Indian																		
(a)	Individuals/Hindu Undivided Family Name : Mr. Devineni Ashok Mrs. Devineni Ramaa Mr. Ashwin Devineni Mr. Nikhil Devineni Mrs. Devineni Bhaktapriya Dr. Devineni Rajasekhar jointly with Mr. D. Ashok Mrs. Alluri Nilima Mr. Pinnamaneni Trivikrama Prasad Mr. Pinnamaneni Trivikrama Prasad (HUF) Mrs. Pinnamaneni Rajashree	ABVPD5737F ACGPD0277Q AFKPD8669R AMWPD4181F ACYPD2219G AAKPD7740C ABVPD5737F AAKPA8609F AENPP0497F AAGHP6929M AAOPP2417L	10	31,283,646	0	0	31,283,646	17.52	31,283,646	0	31,283,646	17.52	0	17.52	0	0.00	0	0.00	31,283,646
(b)	Central Government/State Government(s) Name (xyz)		0	0	0	0	0	0.00	0	0	0	0.00	0	0.00	0	0.00	0	0.00	0
(c)	Financial Institutions/Banks Name (xyz)		0	0	0	0	0	0.00	0	0	0	0.00	0	0.00	0	0.00	0	0.00	0
(d)	Any Other (specify) Name : (i) Bodies Corporate Nav Developers Limited A.N. Investments Private Limited S.R.T. Investments Private Limited A9 Homes Private Limited V9 Avenues Private Limited AV Dwellings Private Limited ii) Trust Name : Nav Energy Private Limited (Holding Shares of the Company [NBVL] for the benefit of the Company (NBVL))	AAACN7350B AABCA9109Q AACCS8358J AAECM5096P AAECM4722C AAECM4721B AABCN3524A	6	39,055,291	0	0	39,055,291	21.87	39,055,291	0	39,055,291	21.87	0	21.87	0	0.00	0	0.00	39,055,291
	Sub-Total(A)(1)		17	80,285,957	0	0	80,285,957	44.96	80,285,957	0	80,285,957	44.96	0	44.96	0	0.00	0	0.00	80,285,957
(2)	Foreign																		
(a)	Individuals (Non- Resident Individuals/ Foreign Individuals) Name (xyz)		0	0	0	0	0	0.00	0	0	0	0.00	0	0.00	0	0.00	0	0.00	0
(b)	Government Name (xyz)		0	0	0	0	0	0.00	0	0	0	0.00	0	0.00	0	0.00	0	0.00	0
(c)	Institutions Name (xyz)		0	0	0	0	0	0.00	0	0	0	0.00	0	0.00	0	0.00	0	0.00	0
(d)	Foreign Portfolio Investor Name (xyz)		0	0	0	0	0	0.00	0	0	0	0.00	0	0.00	0	0.00	0	0.00	0
(e)	Any Other (Specify) Name (xyz)		0	0	0	0	0	0.00	0	0	0	0.00	0	0.00	0	0.00	0	0.00	0
	Sub-Total (A)(2)		0	0	0	0	0	0.00	0	0	0	0.00	0	0.00	0	0.00	0	0.00	0
	Total Shareholding of Promoter and Promoter Group A = (A)(1) + (A)(2)		17	80,285,957	0	0	80,285,957	44.96	80,285,957	0	80,285,957	44.96	0	44.96	0	0.00	0	0.00	80,285,957

Details of Shares which remain unclaimed may be given here along with details such as number of shareholders, outstanding shares held in demat/unclaimed suspense account, voting rights which are frozen etc.

Note:

(1) PAN would not be displayed on website of Stock Exchange(s).

(2) The term "Encumbrance" has the same meaning as assigned under regulation 28(3) of SEBI (Substantial Acquisition of Shares and Takeovers) Regulations, 2011.


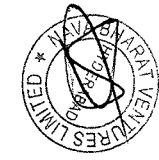


Table III - Statement showing shareholding pattern of the Public Shareholder

Category & Name of the Shareholders	PAN	No. of Shareholders	No. of fully paid-up Equity Shares held	Partly paid-up Equity Shares held	Nos. of Shares underlying Depository Receipts	Total Nos. Shares held	Shareholding of % calculated as per SCRR, 1957	Number of Voting Rights held in each class of securities				No. of Shares underlying Outstanding Convertible Securities (including Warrants)	Shareholding as a % assuming full conversion of convertible securities (as a % of diluted share capital)	Number of Locked in Shares		Number of shares pledged or otherwise encumbered		Number of Equity Shares held in dematerialized form
								No. of Voting Rights			Total as a % of Total Voting rights			No. (a)	As a % of total shares held (b)	No. (a)	As a % of total shares held (b)	
								Class Equity	Class Pref.	Total								
(I)	(II)	(III)	(IV)	(V)	(VI)	(VII = IV+V+VI)	(VIII)	(IX)				(X)	(XI) = (VII) + (X) As a % of A+B+C2	(XII)		(XIII)	(XIV)	
(1) Institutions																		
(a) Mutual Funds		4	16,178,944	0	0	16,178,944	9.06	16,178,944	0	16,178,944	9.06	0	9.06	0	0.00	NA	16,178,944	
Name (Holding above 1%)																NA		
UTI - Core Equity Fund	AAATU1088L	1	7,131,294	0	0	7,131,294	3.99	7,131,294	0	7,131,294	3.99	0	3.99	0	0.00		7,131,294	
IDFC Core Equity Fund	AAETS9556K	1	9,007,591	0	0	9,007,591	5.04	9,007,591	0	9,007,591	5.04	0	5.04	0	0.00		9,007,591	
(b) Venture Capital Funds		0	-	0	0	-	0.00	-	0	-	0.00	0	0.00	0	0.00	NA	-	
Name (xyz)																NA		
(c) Alternate Investment Funds		0	-	0	0	-	0.00	-	0	-	0.00	0	0.00	0	0.00	NA	-	
Name (xyz)																NA		
(d) Foreign Venture Capital Investors		0	-	0	0	-	0.00	-	0	-	0.00	0	0.00	0	0.00	NA	-	
Name (xyz)																NA		
Foreign Portfolio - Corp. (previously Foreign Portfolio Investors)		62	21,104,903	0	0	21,104,903	11.82	21,104,903	0	21,104,903	11.82	0	11.82	0	0.00	NA	21,104,903	
Names :(Holding above 1%)																		
Morgan Stanley Asia (Singapore) Pte	AAECM3575F	1	4,222,968	0	0	4,222,968	2.36	4,222,968	0	4,222,968	2.36	0	2.36	0	0.00	NA	4,222,968	
Retail Employees Superannuation Ply Limited as Trustee for Retail Employees Superannuation Trust	AABTR1250N	1	3,432,572	0	0	3,432,572	1.92	3,432,572	0	3,432,572	1.92	0	1.92	0	0.00	NA	3,432,572	
East Bridge Capital Master Fund Ltd	AACE9888M	1	1,815,676	0	0	1,815,676	1.02	1,815,676		1,815,676	1.02	0	1.02	0	0.00	NA	1,815,676	
(f) Financial Institutions/Banks		7	148,187	0	0	148,187	0.08	148,187	0	148,187	0.08	0	0.08	0	0.00	NA	144,777	
Name (xyz)																NA		
(g) Insurance Companies		0	-	0	0	-	0.00	-	0	-	0.00	0	0.00	0	0.00	NA	-	
Name (xyz)																NA		
(h) Provident Funds/Pension Funds		0	-	0	0	-	0.00	-	0	-	0.00	0	0.00	0	0.00	NA	-	
Name (xyz)																NA		
(i) Any Other (Specify)		0	-	0	0	-	0.00	-	0	-	0.00	0	0.00	0	0.00	NA	-	
Name :																		
Sub-Total (B)(1)		73	37,432,034	0	0	37,432,034	20.96	37,432,034	0	37,432,034	20.96	0	20.96	0	0.00	NA	37,428,624	
(2) Central Government/State Government(s)/President of India		0	0	0	0	0	0.00	0	0	0	0.00	0	0.00	0	0.00	NA	0	
Name (xyz)																		
Sub-Total (B)(2)		0	0	0	0	0	0.00	0	0	0	0.00	0	0.00	0	0.00	NA	0	



Category & Name of the Shareholders	PAN	No. of Shareholders	No. of fully paid-up Equity Shares held	Partly paid-up Equity Shares held	Nos. of Shares underlying Depository Receipts	Total Nos. Shares held	Shareholding of % calculated as per SCRR, 1957	Number of Voting Rights held in each class of securities			No. of Shares underlying Outstanding Convertible Securities (including Warrants)	Shareholding as a % assuming full conversion of convertible securities (as a % of diluted share capital)	Number of Locked in Shares		Number of shares pledged or otherwise encumbered		Number of Equity Shares held in dematerialized form	
								No. of Voting Rights		Total as a % of Total Voting rights			No.	As a % of total shares held	No.	As a % of total shares held		
								Class Equity	Class Pref.									(a)
(I)	(II)	(III)	(IV)	(V)	(VI)	(VII) = IV+V+VI	(VIII)	(IX)			(X)	(XI) = (VII) + (X) As a % of A+B+C2	(XII)		(XIII)		(XIV)	
(3) Non-institutions																		
(a) Individuals -																		
i. Individual shareholders holding nominal share capital up to ₹ 2/- lakh		24,640	26,844,492	0	0	26,844,492	15.03	26,844,492	0	26,844,492	15.03	0	0.00	NA			25,852,860	
ii. Individual shareholders holding nominal share capital in excess of ₹ 2/- lakhs. Name : (Holding above 1%)		59	20,795,729	0	0	20,795,729	11.65	20,795,729	0	20,795,729	11.65	0	0.00	NA			20,795,729	
Sunitha Vemulapalli	AAIPV6103D	1	2,016,630	0	0	2,016,630	1.13	2,016,630	0	2,016,630	1.13	0	0.00	NA			2,016,630	
(b) NBFCs registered with RBI Name (xyz)		5	17,375	0	0	17,375	0.01	17,375	0	17,375	0.01	0	0.00	NA			17,375	
(c) Employee Trusts Name (xyz)		0	-	0	0	-	0.00	-	0	-	0.00	0	0.00	NA			-	
(d) Overseas Depositories (holding DRs) (balancing figure) Name (xyz)		0	-	0	0	-	0.00	-	0	-	0.00	0	0.00	NA			-	
(e) Any Other (Specify) Names :																		
i. Bodies Corporate		469	6,780,021	0	0	6,780,021	3.80	6,780,021	0	6,780,021	3.80	0	0.00	NA			6,779,341	
ii. Unclaimed Shares Suspense A/c		1	866,665	0	0	866,665	0.49	866,665	0	866,665	0.49	0	0.00	NA			866,665	
iii. Directors and Relatives		12	851,317	0	0	851,317	0.48	851,317	0	851,317	0.48	0	0.00	NA			851,317	
iv. Clearing Members		53	146,906	0	0	146,906	0.08	146,906	0	146,906	0.08	0	0.00	NA			146,906	
v. Trusts		5	72,372	0	0	72,372	0.04	72,372	0	72,372	0.04	0	0.00	NA			72,372	
vi. Non Resident Indians Repatriable		313	864,665	0	0	864,665	0.48	864,665	0	864,665	0.48	0	0.00	NA			859,425	
vii. Non Resident Indians Non Repatriable		197	435,343	0	0	435,343	0.24	435,343	0	435,343	0.24	0	0.00	NA			435,343	
viii. Foreign Nationals		0	-	0	0	-	0.00	-	0	-	0.00	0	0.00	NA			-	
ix. IEPF		1	320,591	0	0	320,591	0.18	320,591	0	320,591	0.18	0	0.00	NA			320,591	
x. Alternative Investment Fund		1	62,015	0	0	62,015	0.03	62,015	0	62,015	0.03	0	0.00	NA			62,015	
Sub-Total (B)(3)		25,756	58,057,491	0	0	58,057,491	32.51	58,057,491	0	58,057,491	32.51	0	0.00	0			57,059,939	
Total Public Shareholding (B) = (B)(1)+(B)(2)+(B)(3)		25,829	95,489,525	0	0	95,489,525	53.47	95,489,525	0	95,489,525	53.47	0	0.00	NA			94,488,563	

Details of the shareholders acting as persons in Concert including their Shareholding (No. and %).

Details of Shares which remain unclaimed may be given here along with details such as number of shareholders, outstanding shares held in demat/unclaimed suspense account, voting rights which are frozen etc.: 866,665 Equity Shares (0.49%) are held in the name of 'Nava Bharat Ventures Limited - Unclaimed Suspense Account' against 1,239 Shareholders in demat form as on March 31, 2019..



Table IV - Statement showing shareholding pattern of the Non Promoter - Non Public Shareholder

Category & Name of the Shareholders	PAN	No. of Shareholder	No. of fully paid-up Equity Shares held	Partly paid-up Equity Shares held	Nos. of Shares underlying Depository Receipts	Total No. Shares held	Shareholding % calculated as per SCRR, 1957	Number of Voting Rights held in each class of securities				No. of Shares underlying Outstanding Convertible Securities (including Warrants)	Total shareholding as a % assuming full conversion of Convertible Securities (as a % of diluted share capital)	Number of Locked in Shares		Number of shares pledged or otherwise encumbered		Number of Equity Shares held in dematerialized form (Not Applicable)
								No. of Voting Rights			Total as a % of Total Voting rights			No.	As a % of total shares held	No. (Not Applicable)	As a % of total shares held (Not Applicable)	
								Class Equity	Class Pref.	Total								
(I)	(II)	(III)	(IV)	(V)	(VI)	(VII = IV+V+VI)	(VIII) As a % of (A+B+C2)	(IX)				(X)	(XI)	(XII)		(XIII)	(XIV)	
(1) Custodian/DR Holder Name of DR Holder (if available)																		
(a) (i) abc...		0	0	0	0	0	0	0	0	0	0.00	0	0.00	0	0.00	NA	0	
(ii) efg...		0	0	0	0	0	0	0	0	0	0.00	0	0.00	0	0.00	NA	0	
(2) Employee Benefit Trust (under SEBI (Share based Employee Benefit) Regulations, 2014)																NA		
(a) Name : Nava Bharat Ventures Employee Welfare Trust through its Trustee - Barclays Wealth Trustees India Pvt. Ltd.	AABTN5934H	1	2,800,000	0	0	2,800,000	1.57	2,800,000	0	2,800,000	1.57	0	1.57	0	0.00	NA	2,800,000	
Total Non-Promoter - Non Public Shareholding (C) = (C)(1) + (C)(2)		1	2,800,000	0	0	2,800,000	1.57	2,800,000	0	2,800,000	1.57	0	1.57	0	0.00	NA	2,800,000	


Note
 (1) PAN would not be displayed on website of Stock Exchange(s).
 (2) The above format needs to disclose name of all holders holding more than 1% of total number of shares
 (3) W.r.t. the information pertaining to Depository Receipts, the same may be disclosed in the respective columns to the extent information available.



Details of the Shareholders acting as persons in Concert including their shareholding

Name of the Shareholder (FPI)	Name of PAC	No. of Shares	Holding %
Wellington Management Company LLP with its PACs	Retail Employees Superannuation PTY Limited as Trustee for Retail Employees Superannuation Trust	3,432,572	1.92
	J.Caird Investors (Bermuda) L.P.	1,674,555	0.94
	J. Caird Partners, LP	1,530,643	0.86
	Advanced Series Trust Ast Wellington Managemement Hedged Equity Portfolio	571,738	0.32
	Wellington Trust Company National Association Multiple Common Trust Funds Trust Global Contrarian Equity Portfolio	547,211	0.31
	The Wellington Trust Company, National Association Multiple Collective Investment Funds Trust, Global Contrarian Equity Portfolio	123,429	0.07
	Wellington Trust Company National Association Multiple Collective Investment Funds Trust II, Global Equities Portfolio	252,097	0.14
	Hartford International Equity Fund	919,094	0.51
	Fundpartner Solutions(SUISSE) S.A-RP-FONDS INSTITUTIONEL -ACTIONS MARCHES EMERGENTS	79,465	0.04
	The Master Trust Bank of Japan Limited as Trustee of Nomura Global Contrarian Mother Fund	25,654	0.01
Total		9,156,458	5.13

For NAVA BHARAT VENTURES LIMITED


 VSN Raju
 Company Secretary &
 Vice President