

# NAVA BHARAT VENTURES LIMITED

NAVA BHARAT CHAMBERS, RAJ BHAVAN ROAD, HYDERABAD-500082, TELANGANA, INDIA

NAVA BHARAT

NBV/SECTL/ 87 /2019-20

April 22, 2019

Listing Department  
National Stock Exchange of India Limited  
Exchange Plaza, 5<sup>th</sup> Floor,  
Plot No.C/1, G Block  
Bandra Kurla Complex, Bandra (E)  
MUMBAI – 400 051  
**NSE Symbol : 'NBVENTURES'**

Dept. of Corporate Services  
BSE Limited  
Phiroze Jeejeebhoy Towers,  
Dalal Street  
MUMBAI – 400 001  
**Scrip Code : '513023'/'NBVENTURE'**

Dear Sirs,

Sub : Operational data of Sugar Division for the month of April, 2019.

Ref : Regulation 30 of SEBI (LODR) Regulations, 2015.

--oOo--

Please find enclosed the operational data of the Company's Sugar Division for the month of April, 2019 which is being submitted to South Indian Sugar Mills Association (SISMA).

The above figures have not been independently verified or audited. As such, the final figures after audit may vary.

Kindly take the same on record and acknowledge the receipt.

Thanking you,

Yours faithfully,  
for Nava Bharat Ventures Ltd.

  
VSN Raju  
Company Secretary  
& Vice President



Encl : as above.



# NAVA BHARAT VENTURES LIMITED

SUGAR DIVISION, SAMALKOT - 533 440, EAST GODAVARI DIST., A.P.

NAVA BHARAT

OPERATIONAL DATA OF THE COMPANY'S SUGAR DIVISION FOR THE MONTH OF Apr. 2019  
Monthly Manufacturing Report No - 6

Season: 2018-2019

Name & Address of Factory :

NAVA BHARAT VENTURES LTD,  
SUGAR DIVISION, Samalkot - 533 440.  
East Godavari District.  
3013

Regd.No. of Factory

Clarification Process Used:

Double Sulphitation

SL.No	PARTICULARS	For the	Since Beginning
		month	of Season
1	<b>CANE CRUSHING:</b>		
	Date & Time of Commencement of Season	19.11.2018 at 6:30pm	
	Date & Time of Closing of Season	05.04.2019 at 1:45am	
	Duration of Run Days	5	138
	Total No.of hours in duration of run	117.45	3295.15
	No.of hours actual crushing	117.45	3058.35
	Total Cane Milled (Qtls)	149652.08	4395742.08
2	<b>Juice &amp; Added Water:</b>		
	Average gross mixed juice % Cane	101.76	101.97
	Correction % mixed juice	0.25	0.25
	Average net mixed juice % Cane	101.50	101.72
	Total net mixed juice obtained (Qtls)	151899.30	4471323.65
	Average added water % Cane	31.75	29.36
3	<b>SUGARS:</b>		
	Total Sugar bagged (no.of 100kg bags)	0.00	0.00
	Total Sugar bagged (no.of 50kg bags)	40800	909200
	* BISS Sugar Qtls	300.00	300.00
	Qty of White sugar bagged (qtls)	20400	454600
	Qty of sugar in process (a) (qtls) (+)	63.665	63.565
	Total Sugar made (qtls)	20763.67	454963.665
	Sugar recovered from previous month process	5844.370	
	Sugar recovered from previous seasons process	0.000	56.248
	sugar recovered from previous season's - C-SUGAR	0	512.42
	sugar recovered from previous season's -Wet &damaged sugar	0	765.457
	Total net Sugar made (qtls)	14919.295	453629.540
4	<b>MOLASSES:</b>		
	Total molasses sent out (qtls)	12900	179890
	Qty of molasses in process (A) (qtls) (+)	35.372	35.372
	Total molasses produced (qtls)	12935.372	179925.37
	Molasses recovered from previous month process	4863.220	
	Molasses recovered from previous season's process	0.000	45.831
	Molasses recovered from previous season's C-SUGAR (qtls)	0.000	85.780
	Molasses recovered from Wet & Damaged sugar (qtls)	0.000	13.267
	Total net molasses produced (qtls)	8072.152	179780.494
5	<b>RECOVERY:</b>		
	Average recovery of sugar % cane	9.97	10.32
	Average production of final molasses % cane	5.394	4.09
6	<b>Bagasse percent cane</b>	29.99	27.38
	Filter cake percent cane	3.17	3.61
	Gross weight of mixed juice (qtls)	152280.00	4482530.00
	Weight of Dirt mixed juice (qtls)	380.70	11206.35

\* BISS sugar contains more than 90% sucrose.

Telephone : (0884) 2327384, 2327584, Fax : (0884) 2327587

E-mail : nbvlstd@nbv.in Website : www.nbventures.com

Corporate Identity No. : L27101AP1972PLC001549

ISO 9001

ISO 14001

OHSAS 18001

S.No.	PARTICULARS	For the	Since Beginning	
		month	of Season	
7	<b>ANALYSIS</b>			
	CANE	Sugar percent	11.65	11.99
		Fibre percent	15.09	13.82
	Primary juice	Sugar percent	14.49	14.02
		Brix percent	17.57	17.05
		Purity	82.47	82.23
	Mixed Juice	Sugar percent	11.39	11.42
		Brix percent	14.01	14.09
		Purity	81.30	81.05
	Last Juice	Sugar percent	1.77	1.41
		Brix percent	2.39	1.91
		Purity	74.06	73.82
	Clarified Juice	Sugar percent	11.37	11.30
		Brix percent	14.07	13.89
		Purity	80.81	81.35
	UnSulphered Syrup	Sugar percent	48.88	47.82
		Brix percent	60.18	59.32
		Purity	81.22	80.61
	Sulphered Syrup +A2 Heavy	Sugar percent	52.26	51.07
		Brix percent	64.35	63.07
		Purity	81.21	80.97
	Masseccuite	A1 Brix percent	91.10	91.83
		Purity	84.41	85.23
		A2 Brix percent	91.60	92.50
		Purity	95.60	88.00
		B Brix percent	92.29	94.28
		Purity	70.58	71.04
		C Brix percent	96.49	98.06
		Purity	52.76	52.29
	<b>Molasses (B)</b>			
	A1 Heavy	Brix percent	78.93	78.37
		Purity	70.64	71.55
	A2 Heavy	Brix percent	75.65	75.65
		Purity	85.79	85.79
	A Light	Brix percent	68.70	68.80
		Purity	92.07	92.92
	B Heavy	Brix percent	83.78	82.95
		Purity	49.99	49.32
	C Light	Brix percent	78.84	76.49
		Purity	63.75	63.72
	Sugars (Average)	Sugar Percent (c)	99.80	99.80
	Moisture percent( by Moister analyzer)		0.09	0.09
	Final Molasses	Sugar Percent	30.13	30.00
		Brix percent	94.93	94.64
		Purity	31.74	31.70
	Bagasse	Sugar Percent	1.41	1.37
		Water Percent	47.80	47.68
	Fibre Percent	50.30	50.47	
Filter Cake	Sugar Percent	1.57	1.87	
Boiled Feed Water	<b>pH</b>	9.00	9.00	
Boiled Feed Water	Temperature Deg C	105.00	105.00	
Clear Juice	Temperature Deg C	96.00	96.00	

Handwritten signature and official stamp of the Sugar Division, Government of Karnataka, Bangalore.

8	Qty. of other materials Used 17-18 Season. Scrapings	HL	0.00	75.00
	Wet & Damaged sugar	Qtls	0.00	782.00
	C-Sugar	Qtls	0.00	600.00


**9 ANALYSIS OF OTHER MATERIALS USED SINCE BEGINING OF THE SEASON**

	Wet & Damaged Sugar	C-Sugar	Scrapings
Sugar percent:	98.41	89.71	54.375
Brix percent:	99.50	98.80	75.00
Purity S.G. :	98.90	90.80	72.50
Available Sugar - Qtls	765.457	512.420	56.248
Available Molasses - Qtls	13.267	85.78	45.831

**10 STOCK IN PROCESS AS ON: 06-04-2019 @4.00AM**

Basis: FM Brix 92.00 Pty 32.00

SL. N	PARTICULARS	HL	BRIX	PURITY	AVAILABLE Sugar - OTLS	MOLASSES OTLS
a)	juice(clear)	0	0	0	0	0
b)	Syrup	0	0	0	0	0
c)	Remelt	0	0	0	0	0
d)	Masseccuite					
	A	0	0	0	0	0
	B	0	0	0	0	0
	C	0	0	0	0	0
e)	Light Molasses	0	0	0	0	0
	A	0	0	0	0	0
	C	0	0	0	0	0
f)	Heavy Molasses					
	A	0	0	0	0	0
	B	0	0	0	0	0
g)	Seed & footings	100	71.00	77.00	63.665	35.37
h)	C-Boilings	0	0.00	0.00	0.000	0.000
i)	Sugar - unbagged				0.000	
	<b>TOTAL</b>				63.665	35.372




## 11 SUGAR BALANCE

S.No	PARTICULARS		For the month	Since Beginning of the season
1	Suagar in Cane		11.646	11.989
2	Sugar in mixed Juice		11.225	11.614
3	Sugar in Baggase		0.421	0.375
4	Sugar in Filtercake		0.05	0.067
5	Sugar in Molasses		1.215	1.227
6	Sugar in Sugars		9.95	10.30
7	Sugar Undetermined		0.01	0.02
8	Total losses (in bagasse, filter cake molasses & undetermined)		1.696	1.689

We hereby declare that the figures given in this return are complete and true to the best of our knowledge and belief.

Date: 20/04/2019

  
N.Prabhakar  
VICE PRESIDENT




**NAVA BHARAT VENTURES LIMITED, SAMALKOT.**  
**Additional information to be appended to R.T. 7(c) for the month of April-2019**

\* \* \* \*

		Hrs.Mts.
<b>1</b>	<b>Time Loss Account:</b>	
	1) Miscellaneous	0:00:00
	2) Cane shortage	0:00:00
	3) Mechanical troubles	0:00:00
	4) Electrical troubles/ins	0:00:00
	5) Holidays	0:00:00
	6) Cleaning	0:00:00
	7) Process	0:00:00
	Total	0:00:00
	Percent of hours lost to the available	0:00:00
<b>2</b>	<b>Rate of Crushing for 24 Hrs.:</b>	
	1) Including stoppages                      Tons	3050.23
	2) Excluding stoppages                      "	3050.23
	3) Installed/Liscensed capacity	4000.00
<b>3</b>	<b>Efficiency figures:</b>	
	1) Mill extraction	96.38
	2) Reduced Mill extraction	97.09
	3) Added water % fibre	210.44
	4) Added water extracted into mixed juice % added water	63.14
	5) Undiluted juice lost in bagasse % fibre	21.44
	6) Boiling house extraction	88.82
	7) Virtual purity of molasses	32.78
	8) Reduced Boiling House extraction	
	as per Noel Deerr:	91.39
	as per Gundurao	91.38
	9) Overall recovery	85.61
	10) Reduced Overall recovery	
	as per Noel Deerr	88.74
	as per Gundurao	88.73
	11) ERQV - MJ/PJ	97.92
	LMJ/PJ	84.40
<b>4</b>	<b>Masseccites boiled:</b>	
	A1' Masseccite % cane	28.10
	A2' Masseccite % cane	17.80
	'B' Masseccite % cane	12.40
	'C' Masseccite % cane	7.00
	Total	65.30
<b>5</b>	<b>Grades of Sugar bagged:</b>	
	I.S.S (Percentage of production)	
	S-30	0.00
	S-31	38.97
	M-31	61.03
	L-30	0.00
	L-31	0.00
	<b>Total</b>	<b>100.00</b>

Date: 20/04/2019

  
**N. Prabhakar**  
**VICE PRESIDENT**

