

NAVA BHARAT VENTURES LIMITED

Regd.Off. : NAVA BHARAT CHAMBERS, RAJ BHAVAN ROAD, HYDERABAD -500 082. TELANGANA, INDIA

NAVA BHARAT

NBV/SECTL/693/ 2016-17
February 3, 2017

Listing Department
National Stock Exchange of India Ltd.
Exchange Plaza, 5th Floor,
Plot No.C/1, G Block,
Bandra Kurla Complex,
Bandra (E), MUMBAI – 400 051
NSE Symbol : 'NBVENTURES'

Listing Department
BSE Ltd.
Phiroze Jeejeebhoy Towers,
Dalal Street,
MUMBAI – 400 001
Scrip Code :
'513023' / 'NBVENTURE'

Dear Sirs,

Sub : Operational data of Sugar Division for the month of January, 2017.
Ref : Regulation 30 of SEBI (LODR) Regulations, 2015.

--o0o--

Please find enclosed the operational data of the Company's Sugar Division for the month of January, 2017, which is being submitted to South Indian Sugar Mills Association (SISMA).

The above figures have not been independently verified or audited. As such, the final figures after audit may vary.

Kindly take the same on record and acknowledge the receipt.

Thanking you,


Yours faithfully,
for Nava Bharat Ventures Ltd.

VSN Raju
Company Secretary
& Vice President

Encl : as above.

Telephone : (040) 23403501, 23403540 Fax : (040) 23403013
E-mail : nbvl@nbv.in Website : www.nbventures.com
Corporate Identity No. : L27101TG1972PLC001549

ISO 9001 ISO 14001



NAVA BHARAT VENTURES LIMITED

SUGAR DIVISION, SAMALKOT - 533 440, EAST GODAVARI DIST., A.P.

NAVA BHARAT

OPERATIONAL DATA OF THE COMPANY'S SUGAR DIVISION FOR THE MONTH OF JAN. 2017
Monthly Manufacturing Report No - 03

Season: 2016/2017

Name & Address of Factory :

NAVA BHARAT VENTURES LTD,
SUGAR DIVISION, Samalkot - 533 440.
East Godavari District.

Regd.No. of Factory



3013

Clarification Process Used:

Double Sulphitation

SL.No	PARTICULARS	For the	Since Beginning
		month	of Season
1	CANE CRUSHING:		
	Date & Time of Commencement of Season	17.11.2016 at 9:45am	
	Date & Time of Closing of Season		
	Duration of Run Days	31.00	76.00
	Total No.of hours in duration of run	744.00	1818.15
	No.of hours actual crushing	597.30	1619.50
	Total Cane Milled (Qtls)	804600.00	2242290.00
2	Juice & Added Water:		
	Average gross mixed juice % Cane	102.68	102.65
	Correction % mixed juice	0.25	0.25
	Average net mixed juice % Cane	102.42	102.39
	Total net mixed juice obtained (Qtls)	824074.65	2295975.67
	Average added water % Cane	30.10	29.29
3	SUGARS:		
	Total Sugar bagged (no.of 100kg bags)	0.00	0.00
	Total Sugar bagged (no.of 50kg bags)	163380.00	437700.00
	* BISS Sugar Qtls	0.00	0.00
	Qty of sugar bagged (qtls)	81690.00	218850.00
	Qty of sugar in process (a) (qtls) (+)	4167.023	4167.023
	Total Sugar made (qtls)	85857.023	223017.023
	Sugar recovered from previous month process	2076.313	0.000
	Sugar recovered from previous seasons process	0.000	93.061
	sugar recovered from previous season's - C-SUGAR	0	577.939
	sugar recovered from previous season's -Wet & damaged sugar	0	886.778
	Total net Sugar made (qtls)	83780.710	221459.245
4	MOLASSES:		
	Total molasses sent out (qtls)	32360.000	88040.000
	Qty of molasses in process (A) (qtls) (+)	4055.965	4055.965
	Total molasses produced (qtls)	36415.965	92095.965
	Molasses recovered from previous month process	3522.112	0.000
	Molasses recovered from previous season's process	0.000	49.369
	Molasses recovered from previous season's C-SUGAR (qtls)	0.000	123.910
	Molasses recovered from Wet & Damaged sugar (qtls)	0.000	16.139
	Total net molasses produced (qtls)	32893.853	91906.547
5	RECOVERY:		
	Average recovery of sugar % cane	10.41	9.88
	Average production of final molasses % cane	4.09	4.10
6	Bagasse percent cane	27.42	26.64
	Filter cake percent cane	3.68	3.61
	Gross weight of mixed juice (qtls)	826140.00	2301730.00
	Weight of Dirt mixed juice (qtls)	2065.35	5754.33

* BISS sugar contains more than 90% sucrose.



Telephone : (0884) 2327384, 2327337, 2327584, 2327471 Fax : (0884) 2327587

E-mail : nbvlsd@nbv.in Website : www.nbventures.com

Corporate Identity No. : L27101AP1972PLC001549

ISO 9001 ISO 14001 OHSAS 18001

S.No.	PARTICULARS	For the	Since Beginning		
		month	of Season		
7	ANALYSIS				
	CANE	Sugar percent	12.20	11.60	
		Fibre percent	13.52	13.78	
	Primary juice	Sugar percent	14.13	13.96	
		Brix percent	17.23	17.14	
		Purity	82.01	81.45	
	Mixed Juice	Sugar percent	11.47	10.96	
		Brix percent	14.25	13.69	
		Purity	80.49	80.06	
	Last Juice	Sugar percent	1.48	1.19	
		Brix percent	2.08	1.68	
		Purity	71.15	70.83	
	Clarified Juice	Sugar percent	11.23	11.04	
		Brix percent	13.79	13.67	
		Purity	81.44	80.76	
	UnSulphered Syrup	Sugar percent	51.46	51.10	
		Brix percent	63.69	63.93	
		Purity	80.80	79.93	
	Sulphered Syrup	Sugar percent	56.11	54.80	
		Brix percent	67.63	67.10	
		Purity	82.97	81.67	
	Masseccuite	A1 Brix percent	92.54	93.01	
			Purity	84.74	84.23
		A2 Brix percent	92.15	92.52	
			Purity	95.57	94.74
		B Brix percent	95.81	96.34	
			Purity	70.10	69.50
		C Brix percent	100.30	100.55	
			Purity	53.08	52.20
		Molasses (B)			
		A1 Heavy	Brix percent	80.74	81.52
		Purity	71.08	69.65	
	A2 Heavy	Brix percent	76.71	77.12	
		Purity	87.75	86.65	
	A Light	Brix percent	71.32	71.98	
		Purity	91.15	90.19	
	B Heavy	Brix percent	83.67	84.23	
		Purity	50.15	49.20	
	C Light	Brix percent	78.93	77.93	
		Purity	62.97	61.70	
	Sugars (Average)	Sugar Percent (c)	99.80	99.80	
		Moisture percent			
Final Molasses	Sugar Percent	31.06	30.32		
	Brix percent	95.15	93.36		
	Purity	32.64	32.47		
Bagasse	Sugar Percent	1.54	1.42		
	Water Percent	48.54	46.26		
	Fibre Percent	49.30	51.75		
Filter Cake	Sugar Percent	1.77	1.93		
	pH	9.00	9.00		
Boiled Feed Water	Temperature Deg C	105.00	105.00		
Boiled Feed Water	Temperature Deg C	96.00	96.00		
Clear Juice	Temperature Deg C				





11 SUGAR BALANCE

S.No	PARTICULARS	For the month	Since Beginning of the season
1	Suagar in Cane	12.169	11.567
2	Sugar in mixed Juice	11.748	11.190
3	Sugar in Baggase	0.421	0.377
4	Sugar in Filtercake	0.065	0.070
5	Sugar in Molasses	1.270	1.243
6	Sugar in Sugars	10.393	9.856
7	Sugar Undetermined	0.020	0.020
8	Total losses (in bagasse, filter c molasses & undetermined)	1.776	1.710

We hereby declare that the figures given in this return are complete and true to the best of our knowledge and belief.

Date: 03/02/2017



N.Prabhakar
VICE PRESIDENT




NAVA BHARAT VENTURES LIMITED, SAMALKOT.
Additional information to be appended to R.T. 7(c) for the month of Jan.-2017

* * * *

		Hrs.Mts.
1	Time Loss Account:	
	1) Miscellaneous	2.45
	2) Cane shortage	3.00
	3) Mechanical troubles	0.00
	4) Electrical troubles/ins	1.15
	5) Holidays	48.00
	6) Cleaning	91.30
	7) Process	0.00
	Percent of hours lost to the available (for 744.00 Hrs)	19.69
2	Rate of Crushing for 24 Hrs.:	
	1) Including stoppages Tons	2595.48
	2) Excluding stoppages "	3231.87
	3) Installed/Liscensed capacity	4000.00
3	Efficiency figures:	
	1) Mill extraction	96.55
	2) Reduced Mill extraction	96.84
	3) Added water % fibre	222.64
	4) Added water extracted into mixed juice % added water	58.06
	5) Undiluted juice lost in bagasse % fibre	25.41
	6) Boiling house extraction	84.04
	7) Virtual purity of molasses	39.58
	8) Reduced Boiling House extraction	
	as per Noel Deerr;	88.40
	as per Gundurao	87.08
	9) Overall recovery	81.14
	10) Reduced Overall recovery	
	as per Noel Deerr	85.65
	as per Gundurao	84.33
	11) ERQV - MJ/PJ	97.01
	LMJ/PJ	79.68
4	Masseccutes boiled:	
	A1' Masseccuite % cane	26.80
	A2' Masseccuite % cane	17.00
	'B' Masseccuite % cane	14.22
	'C' Masseccuite % cane	7.52
	Total	65.54
5	Grades of Sugar bagged:	
	I.S.S (Percentage of production)	0.00
	S-30	36.79
	S-31	60.60
	M-31	
	L-30	
	L-31	2.62
	Total	100.00

Date: 03/02/2017


N. Prabhakar
VICE PRESIDENT

