

NAVA BHARAT VENTURES LIMITED

Regd. Off. : NAVA BHARAT CHAMBERS, RAJ BHAVAN ROAD, HYDERABAD-500 082, TELANGANA, INDIA

NAVA BHARAT

NBV/SECTL/625/2016-17

January 4, 2017

Sri K.Hari, Vice President
National Stock Exchange of India
Limited
Exchange Plaza, 5th Floor,
Plot No.C/1, G Block,
Bandra Kurla Complex,
Bandra (E), MUMBAI – 400 051
NSE Symbol : 'NBVENTURES'

General Manager –
Dept. of Corporate Services
BSE Limited
Phiroze Jeejeebhoy Towers,
Dalal Street,
MUMBAI – 400 001
Scrip Code :
'513023' / 'NBVENTURE'

Dear Sirs,

Sub : Operational Data being submitted to SISMA for the month of December, 2016.
Ref : Regulation 30 of Securities and Exchange Board of India (Listing Obligations
and Disclosure Requirements) Regulations, 2015.

--o0o--

Please find enclosed the Operational Data of the Company's Sugar Division for the month of December, 2016, which would be submitted to South Indian Sugar Mills Association (SISMA).

The above figures have not been independently verified or audited. As such, the final figures after audit may vary.


Kindly take the same on record and acknowledge the receipt.

Thanking you,

Yours faithfully,
for NAVA BHARAT VENTURES LTD

VSN Raju
Company Secretary
& Vice President

Encl : as above.



NAVA BHARAT VENTURES LIMITED

SUGAR DIVISION, SAMALKOT - 533 440, EAST GODAVARI DIST., A.P.

NAVA BHARAT

OPERATIONAL DATA OF THE COMPANY'S SUGAR DIVISION FOR THE MONTH OF DEC. 2016
Monthly Manufacturing Report No - 02

Season: 2016/2017

Name & Address of Factory :

NAVA BHARAT VENTURES LTD,
SUGAR DIVISION, Samalkot - 533 440.
East Godavari District.

3013

Regd.No. of Factory

Clarification Process Used:

Double Sulphitation

SL.No	PARTICULARS	For the month	Since Beginning of Season
1	CANE CRUSHING:		
	Date & Time of Commencement of Season	17.11.2016 at 9:45am	
	Date & Time of Closing of Season		
	Duration of Run Days	31.00	45.00
	Total No.of hours in duration of run	744.00	1074.15
	No.of hours actual crushing	731.35	1022.20
	Total Cane Milled (Qtls)	1075600.00	1437690.00
2	Juice & Added Water:		
	Average gross mixed juice % Cane	102.75	102.64
	Correction % mixed juice	0.25	0.25
	Average net mixed juice % Cane	102.49	102.38
	Total net mixed juice obtained (Qtls)	1102367.17	1471901.02
	Average added water % Cane	28.82	28.83
3	SUGARS:		
	Total Sugar bagged (no.of 100kg bags)	0.00	0.00
	Total Sugar bagged (no.of 50kg bags)	217400.00	274320.00
	* BISS Sugar Qtls	0.00	0.00
	Qty of sugar bagged (qtls)	108700.00	137160.00
	Qty of sugar in process (a) (qtls) (+)	2076.313	2076.313
	Total Sugar made (qtls)	110776.313	139236.313
	Sugar recovered from previous month process	3918.601	0.000
	Sugar recovered from previous seasons process	0.000	93.061
	sugar recovered from previous season's - C-SUGAR	577.939	577.939
	sugar recovered from previous season's -Wet &damaged sugar	886.778	886.778
	Total net Sugar made (qtls)	105392.995	137678.535
4	MOLASSES:		
	Total molasses sent out (qtls)	42780.000	55680.000
	Qty of molasses in process (A) (qtls) (+)	3522.112	3522.112
	Total molasses produced (qtls)	46302.112	59202.112
	Molasses recovered from previous month process	2812.895	0.000
	Molasses recovered from previous season's process	0.000	49.369
	Molasses recovered from previous season's C-SUGAR (qtls)	123.910	123.910
	Molasses recovered from Wet & Damaged sugar (qtls)	16.139	16.139
	Total net molasses produced (qtls)	43349.168	59012.694
5	RECOVERY:		
	Average recovery of sugar % cane	9.80	9.58
	Average production of final molasses % cane	4.03	4.10
6	Bagasse percent cane	26.07	26.19
	Filter cake percent cane	3.60	3.58
	Gross weight of mixed juice (qtls)	1105130.00	1475590.00
	Weight of Dirt mixed juice (qtls)	2762.83	3688.98

* BISS sugar contains more than 90% sucrose.

Telephone : (0884) 2327384, 2327337, 2327584, 2327471 Fax : (0884) 2327587

E-mail : nbvlsd@nbv.in Website : www.nbventures.com

Corporate Identity No. : L27101AP1972PLC001549

ISO 9001

ISO 14001

OHSAS 18001

S.No.	PARTICULARS	For the	Since Beginning	
		month	of Season	
7	ANALYSIS			
	CANE	Sugar percent	11.46	11.26
		Fibre percent	13.88	13.93
	Primary juice	Sugar percent	13.91	13.86
		Brix percent	17.11	17.09
		Purity	81.30	81.10
	Mixed Juice	Sugar percent	10.81	10.63
		Brix percent	13.51	13.30
		Purity	80.01	79.92
	Last Juice	Sugar percent	1.00	1.02
		Brix percent	1.41	1.43
		Purity	70.92	71.33
	Clarified Juice	Sugar percent	11.03	10.92
		Brix percent	13.67	13.59
		Purity	80.69	80.35
	UnSulphered Syrup	Sugar percent	51.85	50.89
		Brix percent	65.23	64.06
		Purity	79.49	79.44
	Sulphered Syrup	Sugar percent	54.50	53.94
		Brix percent	67.43	66.76
		Purity	80.82	80.80
	Masseccuite	A1 Brix percent	92.81	93.30
		Purity	83.87	83.91
		A2 Brix percent	92.63	92.73
		Purity	95.08	94.28
		B Brix percent	96.54	96.65
		Purity	68.50	69.10
		C Brix percent	100.53	100.72
		Purity	51.71	51.65
		Molasses (B)		
	A1 Heavy	Brix percent	82.58	81.99
		Purity	68.78	68.80
	A2 Heavy	Brix percent	77.38	77.35
		Purity	86.41	86.04
	A Light	Brix percent	74.74	72.39
		Purity	89.80	89.60
	B Heavy	Brix percent	84.60	84.56
		Purity	48.32	48.64
	C Light	Brix percent	76.95	77.28
		Purity	60.51	60.86
	Sugars (Average)	Sugar Percent (c)	99.80	99.80
		Moisture percent		
	Final Molasses	Sugar Percent	30.20	30.27
		Brix percent	94.05	93.50
		Purity	32.11	32.37
	Bagasse	Sugar Percent	1.33	1.35
		Water Percent	44.88	44.92
	Fibre Percent	53.25	53.19	
Filter Cake	Sugar Percent	1.87	2.02	
Boiled Feed Water	pH	9.00	9.00	
Boiled Feed Water	Temperature Deg C	105.00	105.00	
Clear Juice	Temperature Deg C	96.00	96.00	

8	Qty. of other materials Used 16-17 Season.			
	Scrapings	HL	0.00	100.00
	Wet & Damaged sugar	Qtls	905.00	905.00
	C-Sugar	Qtls	700.00	700.00

9 ANALYSIS OF OTHER MATERIALS USED SINCE BEGINING OF THE SEASON

	Wet & Damaged Sugar	C-Sugar	Scrapings
Sugar percent:	98.50	87.67	70.53
Brix percent:	99.60	98.50	91.00
Purity S.G. :	98.90	90.00	77.00
Available Sugar - Qtls	886.778	577.939	93.061
Available Molasses - Qtls	16.139	123.91	49.369

10 STOCK IN PROCESS AS ON: 01-1-2017 @4.00AM

Basis: FM Brix 90.00 Pty 32.90


SL. N	PARTICULARS	HL	BRIX	PURITY	AVAILABLE Sugar - QTLS	MOLASSES OTLS
a)	Clear juice	950	12.80	79.00	87.85	44.46
b)	Syrup	350	57.50	80.00	180.22	85.03
c)	Remelt	0	0.00	0.00	0.00	0.00
d)	Massecuite					
	A	20	91.00	87.00	43.96	11.74
	B	363	96.50	67.40	275.58	289.33
	C	1900	98.80	52.70	855.56	2270.91
e)	Light Molasses					
	A	0	0.00	0.00	0.00	0.00
	C	147	69.00	67.00	69.45	74.67
f)	Heavy Molasses					
	A	50	79.50	71.70	32.45	26.30
	B	150	83.50	45.60	34.11	162.36
g)	Seed & footings	380	88.00	80.50	349.204	158.958
h)	C-Boilings	358	93.50	52.50	147.938	398.367
i)	Sugar - unbagged				0.00	0.000
	TOTAL				2076.313	3522.112

11 SUGAR BALANCE


S.No	PARTICULARS	For the month	Since Beginning of the season
1	Sugar in Cane	11.429	11.239
2	Sugar in mixed Juice	11.083	10.887
3	Sugar in Baggase	0.346	0.352
4	Sugar in Filtercake	0.067	0.072
5	Sugar in Molasses	1.220	1.240
6	Sugar in Sugars	9.776	9.555
7	Sugar Undetermined	0.020	0.020
8	Total losses (in bagasse, filter cake, molasses & undetermined)	1.653	1.684

We hereby declare that the figures given in this return are complete and true to the best of our knowledge and belief.

Date: 03/01/2017



N.Prabhakar
VICE PRESIDENT



NAVA BHARAT VENTURES LIMITED, SAMALKOT.
Additional information to be appended to R.T. 7(c) for the month of Dec.-2016

* * * * *

		Hrs.Mts.
1	Time Loss Account:	
	1) Miscellaneous	1.00
	2) Cane shortage	0.00
	3) Mechanical troubles	11.00
	4) Electrical troubles/ins	0.25
	5) Holidays	0.00
	6) Cleaning	0.00
	7) Process	0.00
	Percent of hours lost to the available (for 744.00 Hrs)	1.67
2	Rate of Crushing for 24 Hrs.:	
	1) Including stoppages Tons	3469.68
	2) Excluding stoppages "	3528.57
	3) Installed/Liscensed capacity	4000.00
3	Efficiency figures:	
	1) Mill extraction	96.98
	2) Reduced Mill extraction	97.32
	3) Added water % fibre	207.59
	4) Added water extracted into mixed juice % added water	73.99
	5) Undiluted juice lost in bagasse % fibre	20.57
	6) Boiling house extraction	88.13
	7) Virtual purity of molasses	32.11
	8) Reduced Boiling House extraction	
	as per Noel Deerr:	91.66
	as per Gundurao	91.48
	9) Overall recovery	85.46
	10) Reduced Overall recovery	
	as per Noel Deerr	89.20
	as per Gundurao	89.03
	11) ERQV - MJ/PJ	97.40
	LMJ/PJ	80.31
4	Masseccites boiled:	
	A1' Masseccuite % cane	23.41
	A2' Masseccuite % cane	17.09
	'B' Masseccuite % cane	12.41
	'C' Masseccuite % cane	7.65
	Total	60.56
5	Grades of Sugar bagged:	
	I.S.S (Percentage of production)	-
	S-30	0.00
	S-31	30.30
	M-31	68.95
	L-30	-
	L-31	0.75
	Total	100.00

Date: 03/01/2017


N. Prabhakar
VICE PRESIDENT

