

NAVA BHARAT VENTURES LIMITED

Regd. Off. : NAVA BHARAT CHAMBERS, RAJ BHAVAN ROAD, HYDERABAD-500 082, TELANGANA, INDIA

NAVA BHARAT

NBV/SECTL/859/2015-16
December 5, 2015

Addressed to :

National Stock Exchange of India Limited
Exchange Plaza, 5th Floor,
Plot No.C/1, G Block
Bandra Kurla Complex, Bandra (E)
MUMBAI – 400 051
NSE Symbol : 'NBVENTURES'

General Manager –
Dept. of Corporate Services
Bombay Stock Exchange Limited
Phiroze Jeejeebhoy Towers, Dalal Street
MUMBAI – 400 001
Scrip Code : '513023' / 'NBVENTURE'

Dear Sirs,

Sub : Operational Data being submitted to SISMA for the month of November, 2015.
Ref : Clause 36 of the Listing Agreement / Clause 36 of the Listing Regulations.

We enclose herewith the Operational Data of the Company's Sugar Division for the month of November, 2015, which would be submitted to South Indian Sugar Mills Association (SISMA).

The above figures have not been independently verified or audited. As such, the final figures after audit may vary.


This is for your kind information, please.

Thanking you,

Yours faithfully,
for NAVA BHARAT VENTURES LTD

Company Secretary
& Vice President

Encl : as above.



NAVA BHARAT VENTURES LIMITED

SUGAR DIVISION, SAMALKOT - 533 440, EAST GODAVARI DIST., A.P.

NAVA BHARAT

OPERATIONAL DATA OF THE COMPANY'S SUGAR DIVISION FOR THE MONTH OF NOVEMBER 2015
Monthly Manufacturing Report No - 12

Season: 2014/2015

Name & Address of Factory :

NAVA BHARAT VENTURES LTD,
SUGAR DIVISION, Samalkot - 533 440.
East Godavari District.

Regd.No. of Factory

3013

Clarification Process Used:

Double Sulphitation

SL.No	PARTICULARS	For the month	Since Beginning of Season
1	CANE CRUSHING:		
	Date & Time of Commencement of Season	06-12-2014 @ 06:00 pm.	
	Date & Time of Closing of Season	26-03-2015 @ 03:30 am.	
	Duration of Run Days	0	111
	Total No.of hours in duration of run	0	2649.30
	No.of hours actual crushing	0	2423.50
	Total Cane Milled (Qtls)	0	3409622.49
2	Juice & Added Water:		
	Average gross mixed juice % Cane	0.00	105.87
	Correction % mixed juice	0.00	0.5000
	Average net mixed juice % Cane	0.00	105.34
	Total net mixed juice obtained (Qtls)	0.00	3591741.05
	Average added water % Cane	0.00	32.84
3	SUGARS:		
	Total Sugar bagged (no.of 100kg bags)	0.00	5650.00
	Total Sugar bagged (no.of 50kg bags)	0.00	684940.00
	* BISS Sugar Qtls	0.00	800.00
	Qty of sugar bagged (qtls)	0.00	348920.00
	Qty of sugar in process (a) (qtls) (+)	95.579	95.579
	Total Sugar made (qtls)	0.000	349015.579
	Sugar recovered from previous month process	0.000	0.000
	Sugar recovered from previous seasons process	0.00	93.988
	sugar recovered from previous season's - C-SUGAR	0	683.459
	sugar recovered from previous season's -Wet &damaged sugar	0	1489.857
	Total net Sugar made (qtls)	0.000	346748.275
4	MOLASSES:		
	Total molasses sent out (qtls)	0.000	140000.000
	Qty of molasses in process (A) (qtls) (+)	44.253	44.253
	Total molasses produced (qtls)	0.000	140044.253
	Molasses recoverd from previous month process	0.000	
	Molasses recovered from previous season's process	0.000	45.537
	Molasses recovered from previous season's C-SUGAR (qtls)	0.000	118.854
	Molasses recovered from Wet & Damaged sugar (qtls)	0.000	25.775
	Total net molasses produced (qtls)	0.000	139854.087
5	RECOVERY:		
	Average recovery of sugar % cane	0.00	10.17
	Average production of final molasses % cane	0.00	4.10
6	Bagasse percent cane	0.00	26.97
	Filter cake percent cane	0.00	3.36
	Gross weight of mixed juice (qtls)	0.00	3609790.00
	Weight of Dirt mixed juice (qtls)	0.00	18048.95

Telephone : (0884) 2327384, 2327337, 2327584, 2327471 Fax : (0884) 2327587

E-mail : nbvlstd@nbv.in Website : www.nbventures.com

Corporate Identity No. : L27101AP1972PLC001549

ISO 9001

ISO 14001

OHSA 18001

NAVA BHARAT VENTURES LIMITED

Continuation Sheet

S.No.	PARTICULARS	For the	Since Beginning	
		month	of Season	
7	ANALYSIS			
	CANE	Sugar percent	0.00	11.98
		Fibre percent	0.00	13.65
	Primary juice	Sugar percent	0.00	13.44
		Brix percent	0.00	16.64
		Purity	0.00	80.77
	Mixed Juice	Sugar percent	0.00	10.96
		Brix percent	0.00	13.71
		Purity	0.00	79.94
	Last Juice	Sugar percent	0.00	1.46
		Brix percent	0.00	2.10
		Purity	0.00	69.52
	Clarified Juice	Sugar percent	0.00	10.88
		Brix percent	0.00	13.59
		Purity	0.00	80.06
	UnSulphered Syrup	Sugar percent	0.00	52.17
		Brix percent	0.00	65.51
		Purity	0.00	79.64
	Sulphered Syrup	Sugar percent	0.00	53.02
		Brix percent	0.00	65.98
		Purity	0.00	80.36
	Masseccuite	A1 Brix percent	0.00	92.73
		Purity	0.00	84.40
		A2 Brix percent	0.00	92.20
		Purity	0.00	93.03
		B Brix percent	0.00	96.71
		Purity	0.00	69.87
		C Brix percent	0.00	100.33
		Purity	0.00	51.92
	Molasses (B)			
	A1 Heavy	Brix percent	0.00	82.72
		Purity	0.00	70.16
	A2 Heavy	Brix percent	0.00	77.89
		Purity	0.00	84.58
	A Light	Brix percent	0.00	70.51
		Purity	0.00	90.97
	B Heavy	Brix percent	0.00	85.08
		Purity	0.00	47.81
	C Light	Brix percent	0.00	80.48
		Purity	0.00	65.02
	Sugars (Average)	Sugar Percent (c)	0.00	99.80
		Moisture percent	0.00	0.04
	Final Molasses	Sugar Percent	0.00	30.49
		Brix percent	0.00	94.68
		Purity	0.00	32.20
	Bagasse	Sugar Percent	0.00	1.63
		Water Percent	0.00	47.05
		Fibre Percent	0.00	50.62
	Filter Cake	Sugar Percent	0.00	2.20
	Boiled Feed Water	pH	0.00	9.00
	Boiled Feed Water	Temperature Deg C	0.00	104.50
	Clear Juice	Temperature Deg C	0.00	96.00

8 Qty. of other materials			
Used 14-15 Season.			
Scrapings	HL	0.00	100.00
Wet & Damaged sugar	Qtls	0.00	1520.00
C-Sugar	Qtls	0.00	800

9 ANALYSIS OF OTHER MATERIALS USED SINCE BEGINING OF THE SEASON

	Wet & Damaged Sugar	C-Sugar	Scrapings
Sugar percent:	98.50	89.71	72.345
Brix percent:	99.55	98.80	91.00
Purity S.G. :	98.94	90.80	79.50
Available Sugar - Qtls	1489.857	683.459	93.988
Available Molasses - Qtls	25.775	118.854	45.537

10 STOCK IN PROCESS AS ON: 01-12-2015 @4.00AM

Basis: **FM Brix 90.00 Pty 32.00**


SL. N	PARTICULARS	HL	BRIX	PURITY	AVAILABLE Sugar - QTLS	MOLASSES OTLS
a)	Clear juice		0.00	0.00	0.00	0.00
b)	Syrup		0.00	0.00	0.00	0.00
c)	Remelt		0.00	0.00	0.00	0.00
d)	Massecuite		0.00	0.00	0.00	0.00
	A		0.00	0.00	0.00	0.00
	B		0.00	0.00	0.00	0.00
	C		0.00	0.00	0.00	0.00
e)	Light Molasses		0.00	0.00	0.00	0.00
	A		0.00	0.00	0.00	0.00
	C		0.00	0.00	0.00	0.00
f)	Heavy Molasses		0.00	0.00	0.00	0.00
	A		0.00	0.00	0.00	0.00
	B		0.00	0.00	0.00	0.00
g)	Seed & footings	100	91.00	80.00	95.579	44.253
h)	C-Bollings		0.00	0.00	0.000	0.000
i)	Sugar - unbagged	0				
	TOTAL				95.579	44.253


11 SUGAR BALANCE

S.No	PARTICULARS	For the month	Since Beginning of the season
1	Suagar in Cane	0.00	11.98
2	Sugar in mixed Juice	0.00	11.54
3	Sugar in Baggase	0.00	0.44
4	Sugar in Filtercake	0.00	0.07
5	Sugar in Molasses	0	1.25
6	Sugar in Sugars	0.00	10.15
7	Sugar Undetermined	0.00	0.06
8	Total losses (In bagasse, filter c molasses & undetermined)	0.00	1.82

We hereby declare that the figures given in this return are complete and true to the best of our knowledge and belief.

Date: 03/12/2015


N. Prabhakar
VICE PRESIDENT




NAVA BHARAT VENTURES LIMITED, SAMALKOT.

Additional information to be appended to R.T. 7(c) for the month of November-2015

* * * *

		Hrs.Mts.
1	Time Loss Account:	
	1) Miscellaneous	0:00:00
	2) Cane shortage	0.00
	3) Mechanical troubles	0:00
	4) Electrical troubles/ins	0:00
	5) Holidays	0:00:00
	6) Cleaning	0:00:00
	7) Process	0.00
	Percent of hours lost to the available (for 0 Hrs)	0.000
2	Rate of Crushing for 24 Hrs.:	
	1) Including stoppages Tons	0.00
	2) Excluding stoppages "	0.00
	3) Installed/Liscensed capacity	4000.00
3	Efficiency figures:	
	1) Mill extraction	0.00
	2) Reduced Mill extraction	0.00
	3) Added water % fibre	0.00
	4) Added water extracted into mixed juice % added water	0.00
	5) Undiluted juice lost in bagasse % fibre	0.00
	6) Boiling house extraction	0.00
	7) Virtual purity of molasses	0.00
	8) Reduced Boiling House extraction	
	as per Noel Deerr:	0.00
	as per Gundurao	0.00
	9) Overall recovery	0.00
	10) Reduced Overall recovery	
	as per Noel Deerr	0.00
	as per Gundurao	0.00
	11) ERQV - MJ/PJ	0.00
	LMJ/PJ	0.00
4	Massecuities boiled:	
	A1' Massecuite % cane	0.00
	A2' Massecuite % cane	0.00
	'B' Massecuite % cane	0.00
	'C' Massecuite % cane	0.00
	Total	0.00
5	Grades of Sugar bagged:	
	I.S.S (Percentage of production)	-
	S-30	0.00
	S-31	0.00
	M-31	0.00
	L-30	-
	L-31	0.00
	Total	0.00

Date: 03/12/2015


N. Prabhakar
VICE PRESIDENT

