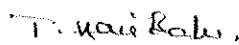




## Annexure - 3

### ANNUAL REPORT ON CORPORATE SOCIAL RESPONSIBILITY (CSR) ACTIVITIES (Pursuant to Rule 8 of Companies [Corporate Social Responsibility Policy] Rules, 2014)

1. A brief outline of the Company's CSR Policy, including overview of projects or programs proposed to be undertaken and a reference to the web-link to the CSR policy and projects or programs	The Company endeavours to <ul style="list-style-type: none"> <li>provide learning and acquiring knowledge through measures including formal schools;</li> <li>provide health care services through measures including preventive health care; and</li> <li>provide livelihood through measures including vocational training.</li> </ul>									
Web-link:	<a href="http://www.nbventures.com/csr_programmes.htm">http://www.nbventures.com/csr_programmes.htm</a>									
2. Composition of the CSR Committee	<table border="1"> <tr> <td>Mr. D. Ashok</td> <td>Chairman of the Company</td> <td>Chairman</td> </tr> <tr> <td>Dr. D.Nageswara Rao</td> <td>Independent Director</td> <td>Member</td> </tr> <tr> <td>Dr. C.V.Madhavi</td> <td>Independent Director</td> <td>Member</td> </tr> </table>	Mr. D. Ashok	Chairman of the Company	Chairman	Dr. D.Nageswara Rao	Independent Director	Member	Dr. C.V.Madhavi	Independent Director	Member
Mr. D. Ashok	Chairman of the Company	Chairman								
Dr. D.Nageswara Rao	Independent Director	Member								
Dr. C.V.Madhavi	Independent Director	Member								
3. Average net profit of the Company for last three financial years	₹ 13019.97 lakhs									
4. Prescribed CSR Expenditure (two percent of the amount as in item 3 above)	₹ 260.82 lakhs									
5. Details of CSR spend during the financial year	<p>a. Total amount spent for the financial year: ₹ 2,64,43,904/-</p> <p>b. Amount unspent, if any : Nil</p> <p>c. Manner in which the amount spent during the financial year : Attached</p>									
6. In case the company has failed to spend the two per cent of the average net profit of the last three financial years or any part thereof, the Company shall provide the reasons for not spending the amount in its Board Report	Please refer to Item No.5 (b) above.									
7. A responsibility statement of the CSR Committee that the implementation and monitoring of CSR policy, is in compliance with CSR objectives and policy of the Company	We hereby declare that implementation and monitoring of the CSR policy are in compliance with CSR objectives and policy of the Company.									

  
T. Hari Babu  
Chief Financial Officer

  
P. Trivikrama Prasad  
Managing Director  
DIN: 00006887

  
D. Ashok  
Chairman  
CSR Committee  
DIN: 00006903



CSR Projects / Programmes, budget allocation together with modalities of execution for 2017-18  
Status as on 31.03.2018

Sl. No.	CSR project or activity identified	Sector in which the Project is covered	(2) Specify the State and district where projects or programs were undertaken		Amount spent on the projects or programs Sub-heads: (1) Direct expenditure on projects or programs. (2) Over-heads Amount in ₹	Amount Outlay (budget) project or program wise ₹ in lakhs	Cumulative expenditure up to the date of reporting period Amount in ₹	Amount spent directly or through implementing agency
			Project or Program	Local Area or other District and State				
<b>HEALTH</b>								
1	Primary Health Center at NBECC, Paloncha	(i) Promoting preventive health care	Project	Paloncha	Bhadradi Kothagudem, Telangana	3.90	3,90,000	Through LVPEI
2	Health Campaign in areas surrounding Paloncha	(i) Promoting preventive health care	Project	Paloncha	Bhadradi Kothagudem, Telangana	6.00	6,00,515	Direct
3	Distribution of mosquito nets	(i) Promoting preventive health care	Project	Bapujithanda, Muniyathanda, Suryathanda, Dudiathanda, Mokallagumpu, Giriprasad colony, Somulagudem S.C.Colony, Pandurangapuram Thanda, Dasariwada, Yeilandulapadu, Rajeevnagar colony, Narsampeta, Gagulagudem, Karakavagu, and Machnenipeta Thanda Villages	Bhadradi Kothagudem, Telangana	9.00	9,35,345	Direct
4	Borewell at safe drinking water plant, Papakollu	(i) Making available safe drinking water	Project	Papakollu Village, Julurupadu (MD)	Bhadradi Kothagudem, Telangana	0.60	60,944	Direct
5	Primary Health Center at Bhatla penumarru, Krishna (Dt.)	(i) Promoting preventive health care	Project	Bhatlapenumarru (Village),	Krishna, Andhra Pradesh	0.35	34,922	Direct

Sl. No.	CSR project or activity identified	Sector in which the Project is covered	Projects or Programs (1) Local area or other (2) Specify the State and district where projects or programs were undertaken		Amount Outlay (budget) project or program wise ₹ in lakhs	Amount spent on the projects or programs Sub-heads: (1) Direct expenditure on projects or programs, (2) Over-heads Amount in ₹	Cumulative up Expenditure up to the date of reporting period Amount in ₹	Amount spent directly or through implementing agency	
			Project or Program	Local Area or other					District and State
6	Providing machinery for safe drinking water plant at Srikumararama Bhimeswara Swamy Temple, Samalkot	(i) Making available safe drinking water	Project	Samalkot	East Godavari, Andhra Pradesh	5.00	5,20,502	5,20,502	Direct
7	Safe drinking water facility for villagers of Charadagadia, Masania, Similipatana	(i) Making available safe drinking water	Project	Kharagprasad	Dhenkanal, Odisha	8.50	8,64,000	8,64,000	Direct
8	Eye Camp near Odisha Works	(i) Promoting preventive health care	Project	Sibapur village	Dhenkanal, Odisha	2.00	2,05,000	2,05,000	Direct
9	Distribution of wheel chairs, hearing aids and other disability aids in Kharagprasad and Sibapur grama panchayats	(i) Promoting preventive health care	Project	Sibapur and Kharagprasad villages	Dhenkanal, Odisha	1.00	1,21,530	1,21,530	Direct
10	Free tutorials for economically backward students in Govt. schools	(ii) Promoting education	Project	Paioncha, Lakshmidvipalli and Mulikatapalli Mandals	Bhadradi Kotnagudem, Tetangana	2.95	3,02,381	3,02,381	Direct

## EDUCATION

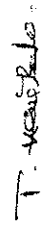
Sl. No.	CSR project or activity identified	Sector in which the Project is covered	Projects or Programs (1) Local area or other (2) Specify the State and district where programs were undertaken		Amount Outlay (budget) project or program wise ₹ in lakhs	Amount spent on the projects or programs Sub-heads: (1) Direct expenditure on projects or programs. (2) Over-heads Amount in ₹	Cumulative Expenditure up to the date of reporting period Amount in ₹	Amount spent directly or through implementing agency
			Project or Program	Local Area or other District and State				
11	Computer faculty in Govt. Schools, Paloncha, Kothagudem	(ii) Promoting education	Project	Paloncha, Lakshmidivipalli & Mulakalapalli Mandals	6.75	6,06,886	6,06,886	Direct
12	Nava Bharat High School, Paloncha	(ii) Promoting education	Project	Paloncha	24.00	28,02,251	28,02,251	Direct
13	Nutritious food to students	(ii) Promoting education	Project	Paloncha	2.00	1,37,273	1,37,273	Direct
14	Supplementary Spoken English Programme, Paloncha	(ii) Promoting education	Project	Paloncha and Lakshmidivipalli Mandals	4.00	4,07,659	4,07,659	Direct
15	Mobile Science Laboratory for Govt. schools in Kothagudem area	(ii) Promoting education	Project	Paloncha, Lakshmidivipalli and Mulakalapalli Mandals	3.00	3,30,249	3,30,249	Direct
16	Grant in Aid to Brahmani Public School & Nimidha School	(ii) Promoting education	Project	Kharagprasad	6.00	5,93,000	5,93,000	Direct
17	Supply of Dual desks to Sibapur Ashram school	(ii) Promoting education	Project	Sibapur Village	2.00	1,99,000	1,99,000	Direct
18	Supply of Dual Desks to Govt. Schools in and around Paloncha, Kothagudem	(ii) Promoting education	Project	Paloncha, Mulakalapalli, Tekulapalli, Annapureddypalli, Chandrugonda and Julurupadu mandals	24.00	24,00,280	24,00,280	Direct


Sl. No.	CSR project or activity identified	Sector in which the Project is covered	Projects or Programs (1) Local area or other (2) Specify the State and district where projects or programs were undertaken			Amount Outlay (budget) of project or program wise ₹ in lakhs	Amount spent on the projects or programs Sub-heads: (1) Direct expenditure on projects or programs. (2) Over-heads Amount in ₹	Cumulative up Expenditure up to the date of reporting period Amount in ₹	Amount spent directly or through implementing agency
			Project or Program	Local Area or other	District and State				
19	Providing infrastructure at MPUP Schools at Burugupudi, Kirlampudi villages and Municipal Elementary School, Anganwadi School	(ii) Promoting education	Project	Hussainpuram Village, Burugupudi and Kirlampudi mandals	East Godavari, Andhra Pradesh	3.15	3,14,283	3,14,283	Direct
20	Providing IT Infrastructure to Brahmani Public School for setting up of Computer lab	(ii) Promoting education	Project	Kharagprasad	Dhenkanal, Odisha	1.90	2,61,000	2,61,000	Direct
21	Infrastructure development at Brahmani Public School	(ii) Promoting education	Project	Kharagprasad	Dhenkanal, Odisha	1.00	1,00,000	1,00,000	Direct
<b>LIVELIHOOD</b>									
22	Nava Bharat Vocational Institute (NBVI), Paloncha	(ii) Promoting employment enhancing vocational skills	Project	Paloncha	Bhadradi Kothagudem, Telangana	69.00	66,29,665	66,29,665	Direct
23	Nava Bharat Vocational Institute (NBVI), Paloncha	(ii) Promoting employment enhancing vocational skills	Project	Paloncha	Bhadradi Kothagudem, Telangana	6.00	6,17,395	6,17,395	Direct
24	Women Empowerment Center, Paloncha	(iii) Empowering women	Project	Paloncha	Bhadradi Kothagudem, Telangana	4.50	4,50,000	4,50,000	Direct




Sl. No.	CSR project or activity identified	Sector in which the Project is covered	Projects or Programs (1) Local area or other (2) Specify the State and district where projects or programs were undertaken			Amount Outlay (budget) project or program wise ₹ in lakhs	Amount spent on the projects or programs Sub-heads: (1) Direct expenditure on projects or programs. (2) Over-heads Amount in ₹	Cumulative expenditure up to the date of reporting period Amount in ₹	Amount spent directly or through implementing agency
			Project or Program	Local Area or other	District and State				
25	Women Empowerment Center, Paloncha	(iii) Empowering women	Project	Paloncha	Bhadradi Kothagudem, Telangana	37.30	38,52,507	38,52,507	Direct
26	Developing Vocational Skills at Samalkot	(ii) Promoting employment enhancing vocational skills	Project	Samalkot	East Godavari, Andhra Pradesh	4.70	4,69,331	4,69,331	Direct
						3.40	3,36,709	3,36,709	Direct
<b>OTHER PROGRAMS</b>									
27	Maintaining and improving quality of soil	(iv) Maintaining quality of soil	Project	Jaggampeta, Rangampeta, Pithapuram, Kandrakonda, Samalkota, Yeeswaram, Prathipadu, Talluru, Ramavaram, Somavaram, Velanka, Kotturu, Burrapalem, J.Kotturu and Murari Villages	East Godavari, Andhra Pradesh	1.00	1,04,305	1,04,305	Direct
28	Plantation of Medicinal Plants at Mahatma Gandhi Ausodhiya Aranya at Sogar, Kamakhyanager, Dhenkanal	(iv) Ensuring environmental sustainability	Project	Kamakhyanager	Dhenkanal, Odisha	3.20	3,60,000	3,60,000	Direct
29	Construction of Bus Stop at Masania Chowk	(x) Rural development	Project	Masania Chowk	Dhenkanal, Odisha	2.50	2,81,702	2,81,702	Direct

Sl. No.	CSR project or activity identified	Sector in which the Project is covered	Projects or Programs (1) Local area or other (2) Specify the State and district where projects or programs were undertaken		Amount Outlay (budget) project or program wise ₹ in lakhs	Amount spent on the projects or programs Sub-heads: (1) Direct expenditure on projects or programs. (2) Over-heads Amount in ₹	Cumulative Expenditure up to the date of reporting period Amount in ₹	Amount spent directly or through implementing agency
			Project or Program	Local Area or other District and State				
30	Development of playground at Community Centre, Kharagprasad	(x) Rural development	Project	Kharagprasad Dhenkanal, Odisha	1.00	1,12,620	1,12,620	Direct
31	Submersible pump and accessories for borewell at Kharagprasad	(x) Rural development	Project	Kharagprasad Dhenkanal, Odisha	1.20	1,14,300	1,14,300	Direct
<b>ADMINISTRATIVE EXPENSES</b>								
32	Administrative expenses	Salary of Chief Administrator (SD), Vehicle maintenance and fuel expenses	Program	Paloncha Bhadradi Kothagudem Telangana	9.15	9,28,350	9,28,350	Direct
<b>Grand Total</b>					<b>260.05</b>	<b>2,64,43,904</b>	<b>2,64,43,904</b>	

  
T. Hari Babu  
Chief Financial Officer

  
P. Trivikrama Prasad  
Managing Director  
DIN: 00006887

  
D. Ashok  
Chairman  
CSR Committee  
DIN: 00006903